



















## 4 200m Backstroke Women Final

Official

Rank	Competitor	Age	Club	RT	PTS	Result
1	 Milan Glintmeyer	17		0.62		<b>2:12.17</b> 17yrs NZR Entry: 2:14.48 <b>-2.31</b>
	50m: 30.69 100m: 1:03.45 (32.76) 150m: 1:37.62 (34.17) 200m: 2:12.17 (34.55)					
2	 Bridie Quayle	17		0.73		<b>2:15.80</b> Entry: 2:17.55 <b>-1.75</b>
	50m: 32.01 100m: 1:06.58 (34.57) 150m: 1:41.57 (34.99) 200m: 2:15.80 (34.23)					
3	 Pippa Mihaka	18	 Hamilton Aqua...	0.58		<b>2:21.18</b> Entry: 2:26.41 <b>-5.23</b>
	50m: 31.97 100m: 1:07.60 (35.63) 150m: 1:44.59 (36.99) 200m: 2:21.18 (36.59)					
4	 Brooke Speers	17		0.60		<b>2:24.05</b> Entry: 2:26.71 <b>-2.66</b>
	50m: 34.10 100m: 1:11.26 (37.16) 150m: 1:48.31 (37.05) 200m: 2:24.05 (35.74)					
5	 Breeze van Vek	18		0.60		<b>2:27.05</b> Entry: 2:27.24 <b>-0.19</b>
	50m: 32.63 100m: 1:08.43 (35.80) 150m: 1:46.43 (38.00) 200m: 2:27.05 (40.62)					
6	 Ashley Lander	17		0.66		<b>2:27.32</b> Entry: 2:28.22 <b>-0.90</b>
	50m: 35.03 100m: 1:11.92 (36.89) 150m: 1:49.57 (37.65) 200m: 2:27.32 (37.75)					
7	 Holly Stanford	18		0.63		<b>2:27.91</b> Entry: 2:31.50 <b>-3.59</b>
	50m: 33.51 100m: 1:10.40 (36.89) 150m: 1:49.65 (39.25) 200m: 2:27.91 (38.26)					
8	 Macey Barnes	17		0.72		<b>2:28.06</b> Entry: 2:29.56 <b>-1.50</b>
	50m: 33.70 100m: 1:11.07 (37.37) 150m: 1:49.57 (38.50) 200m: 2:28.06 (38.49)					
9	 Pene Smith	18		0.67		<b>2:30.26</b> Entry: 2:30.38 <b>-0.12</b>
	50m: 33.70 100m: 1:11.38 (37.68) 150m: 1:50.80 (39.42) 200m: 2:30.26 (39.46)					